

# NEVA

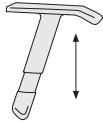



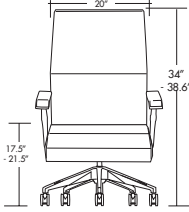
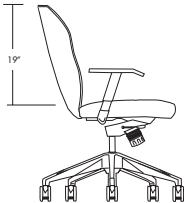
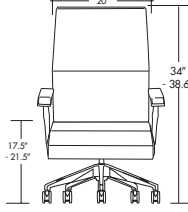
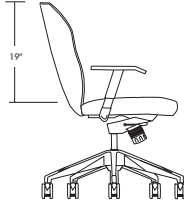
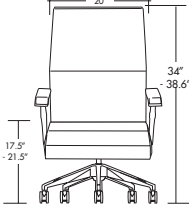
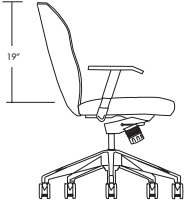
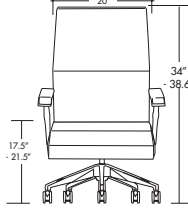
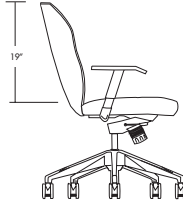
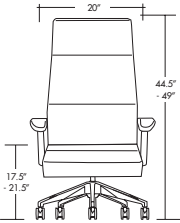
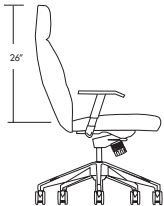
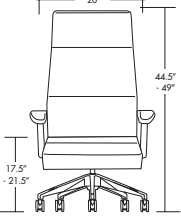
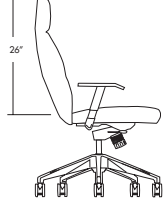
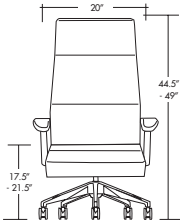
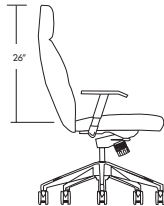
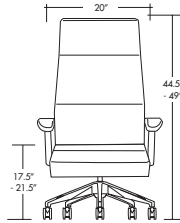
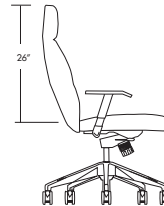

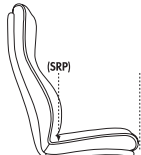
EXECUTIVE | CONFERENCE



Neva Executive Model: 8903-11C-86A-17PB



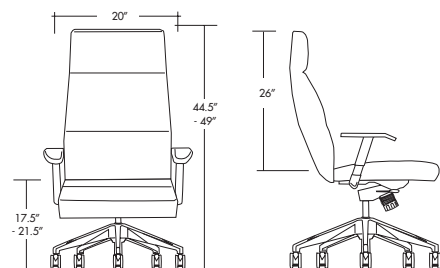
*It's more than just a chair.®*

<p style="writing-mode: vertical-rl; transform: rotate(180deg);">ARM STYLES</p>	 <p>Height Adjustable Arm -50A11 ●</p>	 <p>Poly Loop Arm -65A ●</p>	 <p>Metal Loop Arm (polished) -85A ●</p>	 <p>Metal Loop Arm with Poly Cap -86A ●</p>
<p style="writing-mode: vertical-rl; transform: rotate(180deg);">MID BACK</p>	<p>Arm Model #: 50A11</p>  	<p>Arm Model #: 65A</p>  	<p>Arm Model #: 85A</p>  	<p>Arm Model #: 86A</p>  
<p style="writing-mode: vertical-rl; transform: rotate(180deg);">HIGH BACK</p>	<p>Arm Model #: 50A11</p>  	<p>Arm Model #: 65A</p>  	<p>Arm Model #: 85A</p>  	<p>Arm Model #: 86A</p>  
<p style="writing-mode: vertical-rl; transform: rotate(180deg);">GUEST CHAIR</p>	<div style="display: flex; justify-content: space-between; align-items: flex-start;"> <div style="width: 25%;">  <p>-245B Black Sled Frame</p> </div> <div style="width: 50%; text-align: center;"> <p><b>CONSTRUCTION</b></p> <p><b>Upholstery Platform:</b> Welded steel frame of 14 ga steel tubing is insert molded into the flexible urethane foam.</p> <p><b>Foam:</b> High density, cold cured, molded, CFC-free, polyurethane foam manufactured specially for VIA using a proprietary formula to give our chairs that special initial feel and long lasting comfort.</p> <p><b>Connection Hardware:</b> Steel, welded to metal frame for metal-to-metal "T-nut" connectors.</p> <p><b>Arms:</b> Four arm styles are available - see pricing pages.</p> <p><b>Controls:</b> One available. Single position knee tilt control - see pricing for details.</p> <p><b>Base:</b> The standard base is five-star, glass filled nylon. Optional metal, wood and sled bases are available - see pricing pages.</p> <p><b>Casters:</b> 65mm twin wheel non-hooded carpet casters standard.</p> <p><b>Testing:</b> All chairs have been tested to comply with, and in many cases exceed, ANSI/BIFMA standards.</p> </div> <div style="width: 20%; text-align: center;">  <p>(SRP)</p> <p><b>ACCORDING TO ANSI,</b> The seat reference point (SRP) is the distance from a slight indentation in the lumbar to the front of the seat.</p> </div> </div>			

# NEVA

## HIGH BACK

### EXECUTIVE / CONFERENCE



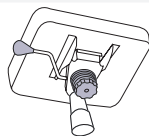
Seat & Back Cushion – COL 1.75 yd. Seat & Back Cushion – COM 1.75 yd.

#### True 48-Hour Commitment


- **20/48** 20 Chairs Every 48 Hours
- **10/48** 10 Chairs Every 48 Hours

#### HIGH BACK WITH ARTICULATING HEADREST - *Single Position Knee Tilt Control* (WEIGHT CAPACITY 300 LBS)

MODEL	CONTROL	ARM	QS	DESCRIPTION (SEE BELOW)	A	B	1/COM	2	3/COL	4	5	6	7	8
8903	-11C	-50A11	●	Height Adjustable	1078	1096	1134	1162	1209	1265	1330	1415	1518	1649
		-65A	●	Poly Loop	1104	1122	1160	1188	1235	1291	1356	1441	1544	1675
		-85A	●	Metal Loop (polished)	1114	1132	1170	1198	1245	1301	1366	1451	1554	1685
		-86A	●	Metal Loop with Poly Cap	1144	1162	1200	1228	1275	1331	1396	1481	1584	1715



#### STANDARD ARM OPTIONS



How to Specify:

**8903-11C-50A11-11CB**  
 SEAT & BACK CONTROL | ARM STYLE | OPTION

#### STANDARD CHAIR OPTIONS

SUFFIX	QS	DESCRIPTION	PRICE
-9	●	Four Way Adjustable Arm Cap (50A-9 only)	\$31 List
-3UC	○	Upholstered Cap (-86A)	\$52 List
-16GL	●	Glides	\$23 List
-17PB	●	High Profile Polished Aluminum Base	\$73 List
-21TB133	○	Fire Rated Products	\$159 List

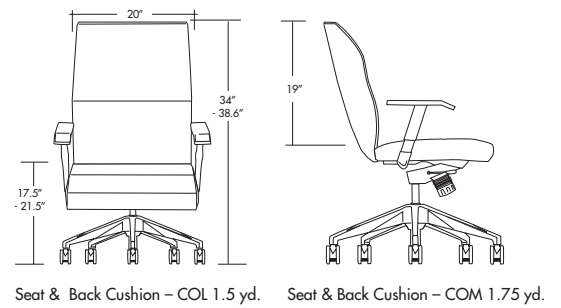
# NEVA

## MID BACK / GUEST CHAIR

### EXECUTIVE / CONFERENCE

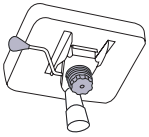
True 48-Hour Commitment

- **20/48** 20 Chairs Every 48 Hours
- **10/48** 10 Chairs Every 48 Hours



### MID BACK - *Single Position Knee Tilt Control* (WEIGHT CAPACITY 300 LBS)

MODEL	CONTROL	ARM	QS	DESCRIPTION (SEE BELOW)	A	B	1/COM	2	3/COL	4	5	6	7	8
8901	-11C	-50A11	●	Height Adjustable	870	888	926	954	1001	1057	1122	1207	1310	1441
		-65A	●	Poly Loop	896	914	952	980	1027	1083	1148	1233	1336	1467
		-85A	●	Metal Loop (polished)	906	924	962	990	1037	1093	1158	1243	1346	1477
		-86A	●	Metal Loop with Poly Cap	936	954	992	1020	1067	1123	1188	1273	1376	1507




### GUEST CHAIR (WEIGHT CAPACITY 300 LBS)

MODEL	CONTROL	ARM	QS	DESCRIPTION (SEE BELOW)	A	B	1/COM	2	3/COL	4	5	6	7	8
8901	-24SB		●	Black Sled Frame	848	866	904	932	979	1035	1100	1185	1288	1419
	-24CR		●	Chrome Sled Frame	889	907	945	973	1020	1076	1141	1226	1329	1460



### STANDARD ARM OPTIONS



How to Specify:

**8901-11C-50A11-11CB**  
 SEAT & BACK CONTROL | ARM STYLE | OPTION

### STANDARD CHAIR OPTIONS

SUFFIX	QS	DESCRIPTION	PRICE
-9	●	Four Way Adjustable Arm Cap (50A-9 only)	\$31 List
-3UC	●	Upholstered Cap (-86A)	\$52 List
-16GL	●	Glides	\$23 List
-17PB	●	High Profile Polished Aluminum Base	\$73 List
-21TB133	○	Fire Rated Products	\$159 List